

## Activities for Schools and Nurseries

### General Information

- › The cost of the workshop covers entrance to the Vitra Design Museum or the Vitra Schaudapot; all materials and tools are also included in the price. Payment is made in cash or by card, invoices are issued for amounts upwards of €250.00.
- › All workshops must be booked at least three weeks in advance.

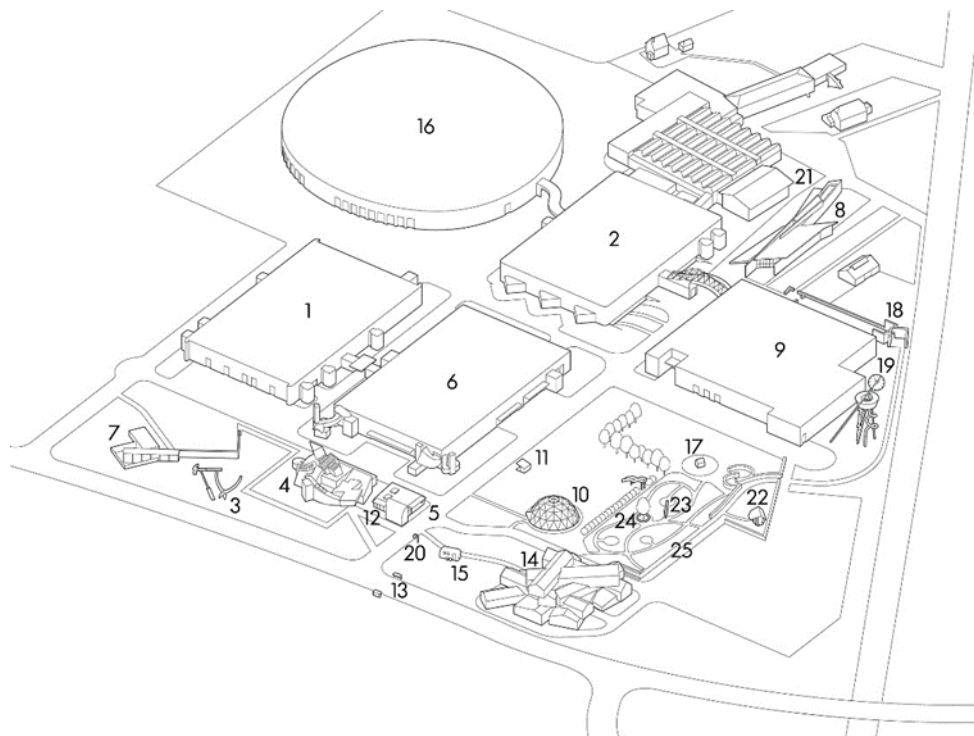
### Contact / Reservations

Vitra Design Museum, Visitor Services

T +49.7621.702.3510, F +49.7621.702.3590

info@design-museum.de, www.design-museum.de/en

### Vitra Campus Site Plan



- |     |   |    |  |
|-----|---|----|--|
| 1,2 | Factory Buildings, Nicholas Grimshaw, 1981/1983             | 14 | VitraHaus, Herzog & de Meuron, 2010          |
| 3   | Balancing Tools, Claes Oldenburg & Coosje van Bruggen, 1984 | 15 | Airstream Kiosk, 1968/2011                   |
| 4   | Vitra Design Museum, Frank Gehry, 1989                      | 16 | Factory Building, SANAA, 2012                |
| 5   | Vitra Design Museum Gate, Frank Gehry, 1989                 | 17 | Diogene, Renzo Piano, 2013                   |
| 6   | Factory Building, Frank Gehry, 1989                         | 18 | Álvaro-Siza-Promenade, 2014                  |
| 7   | Conference Pavilion, Tadao Ando, 1993                       | 19 | Vitra Slide Tower, Carsten Höller, 2014      |
| 8   | Fire Station, Zaha Hadid, 1993                              | 20 | Bell, from: 24 Stops, Tobias Rehberger, 2015 |
| 9   | Factory Building, Álvaro Siza, 1994                         | 21 | Vitra Schaudapot, Herzog & de Meuron, 2016   |
| 10  | Dome, after Richard Buckminster Fuller, 1975/2000           | 22 | Blockhaus, Thomas Schütte, 2018              |
| 11  | Petrol Station, Jean Prouvé, 1953/2003                      | 23 | Ruisseau, Ronan & Erwan Bouroullec, 2018     |
| 12  | Vitra Design Museum Gallery, Frank Gehry, 2003              | 24 | Ring, Ronan & Erwan Bouroullec, 2018         |
| 13  | Bus Stop, Jasper Morrison, 2006                             | 25 | Oudolf Garden, Piet Oudolf, 2020             |

## **Interactive Tours**

### **Activities for Secondary Schools and Sixth Forms**




#### **Free Drawing – Zaha Hadid's Fire Station**

The Fire Station was Zaha Hadid's first complete building and is today considered a key example of so-called deconstructivism, as well as an exemplar of late-twentieth-century architecture in general. After an introduction to the Fire Station's architecture, pupils will create their own sketch of the building. Depending on their level, they can also either draw their own impression of the building or use the dot method to design their own deconstructivist architecture.

Duration: 4 hours

Price: € 12.00 per pupil

Group size: max. 20 pupils, aged 12 years and over



#### **The Architecture of Tadao Ando**

The Conference Pavilion on the Vitra Campus is the first building designed by the Pritzker-Prize-winner Tadao Ando outside of Japan. Different architectural styles will be studied and compared in a dialogue-based tour. In the practical part of the tour, groups of pupils create their own plans of the Conference Pavilion. Switching back and forth between two-dimensional portrayal and three-dimensional reality improve pupils' ability to read plans.

Duration: 2 hours (tour only) or 4 hours (tour and workshop)

Price: € 7.00 / € 12.00 per pupil

Group size: max. 20 pupils, aged 15 years and over

### **Activities for Primary Schools**



#### **Free Drawing - Zaha Hadid's Fire Station**

Pupils will discover the lines and forms of the Fire Station in a playful way, focusing on the building's original function as a fire station. Pupils will visualise the fire station complete with cars, fire engines, helmets, hoses, and of course firefighters.

Duration: 3 hours

Price: € 7.00 per pupil

Group size: max. 20 pupils, 6-12 years old

## Design Workshops

### Activities for Secondary Schools and Sixth Forms



#### Poster Design with Screen Printing

Every day, we come face-to-face with posters, vying for our attention with their bold colours and shapes. In this workshop, pupils will use a catalogue of shapes and motifs to develop a concept for their own personal poster, unique and captivating in its look and message. We will draw inspiration from the work of Alexander Girard, as well as from different poster and graphic designs. Participants will be introduced to Thermofax screen printing to create their work.

Duration: 4 hours

Price: € 12.00 per pupil

Group size: max. 20 pupils, aged 12 years and over



#### The Red-Blue Chair in Miniature

The Dutch artist Gerrit Rietveld created several designs that were meant to be easy for anyone to recreate. To this end, he produced instruction manuals for constructing pieces of elegant, clean-cut furniture and prefabricated houses. Starting with an introduction, the workshop will focus on trying out this concept on Rietveld's best-known design, the Red-Blue Chair. Participants will build one 1:6 wooden model each in colours of their choosing.

Duration: 2 - 3 hours

Price: € 15.00 per pupil

Group size: max. 20 pupils, aged 12 years and over



#### ReDesign – Light and Lamps

Light is all around us, fascinating artists since the dawn of time. Designers such as the Brazilian duo Fernando and Humberto Campana create impressive light sculptures and lamps by creatively transforming everyday objects and recycled materials. After considering the phenomenon of light, participants will use various recycled materials - such as plastic bottles, scraps of fabric and leather, electronic parts, strips of wood, and packaging - to design and create their very own light objects.

Duration: 6 hours

Price: € 15.00 per pupil



Group size: max. 20 pupils, aged 12 years and over


### **PappDesign – Cardboard Furniture**

The architect Frank Gehry created sculptural seating pieces that showcase the benefits of corrugated cardboard: it is inexpensive, light, yet also stable and easy to work with. It's also a winner on the environmental front. Workshop participants will get to grips with the material and study its properties in depth, before designing and constructing their own small furniture or interior accessories.

Duration: 4-6 hours

Price: € 15.00 per pupil

Group size: max. 20 pupils, aged 12 years and over



### **Advertising, Logos & Design**

Logos are everywhere you look: they aim to represent companies, products, or organisations and to reflect their values and identity. How are logos made and what would your own personal logo look like? In the workshop, participants will design their own distinctive logos and transfer them onto an item of clothing they bring along.

Duration: 5 hours

Price: € 15.00 per pupil

Group size: max. 20 pupils, aged 12 years and over

## **Activities for Primary Schools and Nurseries**



### **My Favourite Chair**

Chairs are part and parcel of our daily life; they have both a practical and an aesthetic function. We'll take a look at lots of different types of seats in the Vitra Schaudapot, comparing their shapes, materials, and colours. Some of the chairs are over one hundred years old, and some were 3-D printed! Which chairs do we like, and which not so much? After the tour, participants can roll up their sleeves and make their own miniature chairs to take home.

Duration: 3 hours

Price: € 7.00 per child

Group size: max. 20 children, 5-12 years old



### **Elephants on Parade**

With their jaw-dropping size and proverbial good nature, it's little surprise that elephants are so popular. Even the designers Charles and Ray Eames were spellbound by the majestic, thick-skinned creatures, and created a toy elephant from moulded plywood. During the workshop, children will be able to build their own cardboard elephants, which they can decorate with all manner of materials, including feathers, sequins, tape, and felt.

Duration: 2 hours

Price: € 7.00 per child

Group size: max. 20 children, 5-8 years old

## **Guided Tours for Children at the Vitra Schaudapot**




### **Material Detectives**

Wherever we go, we're always surrounded by chairs. They're useful and make sitting down more comfortable. Sometimes, they're even particularly pretty or funny to look at. We discover different types of seats in the Vitra Schaudapot, taking a closer look at their shapes, materials, and colours. After the tour we try our hand at furniture design in the workshop and build our own small chair to take home.

Duration: 2 hours

Price: € 7.00 per child

Group size: max. 20 children, 6 - 12 years old



### **Wow! Boom! Pop! – Spectacular Seating**

Time and again, designers have consciously turned away from established norms and created spectacular, experimental and fun-spirited pieces of seating furniture. In this tour, we will explore these special chairs and then make our own pop-up cards.

Duration: 2 hours

Price: € 7.00 per child

Group size: max. 20 children, 6 - 12 years old

Credits: (Image 1, 3) © Vitra Design Museum, Photo: Bettina Matthiessen; (Image 2,4) © Vitra, Photo: Thomas Dix; (Image 5) © Vitra Design Museum; (Image 6-8, 10-11) © Vitra Design Museum, Photo: Bettina Matthiessen; (Image 9) © Vitra Design Museum, Graphic: Alexander Girard; (Image 12) © Vitra Design Museum, Photo: Boehm. Subject to changes. Version 01.08.2022.